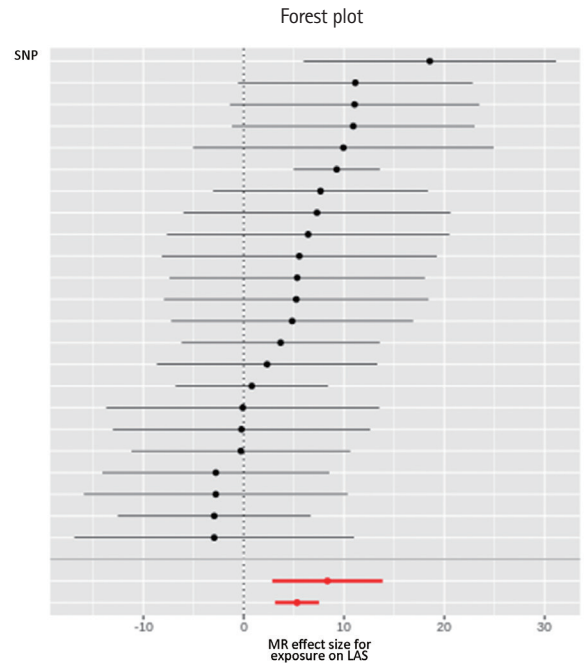
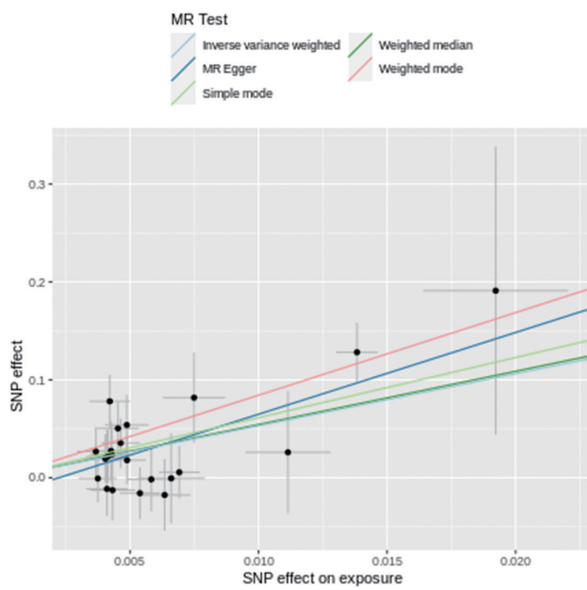


A



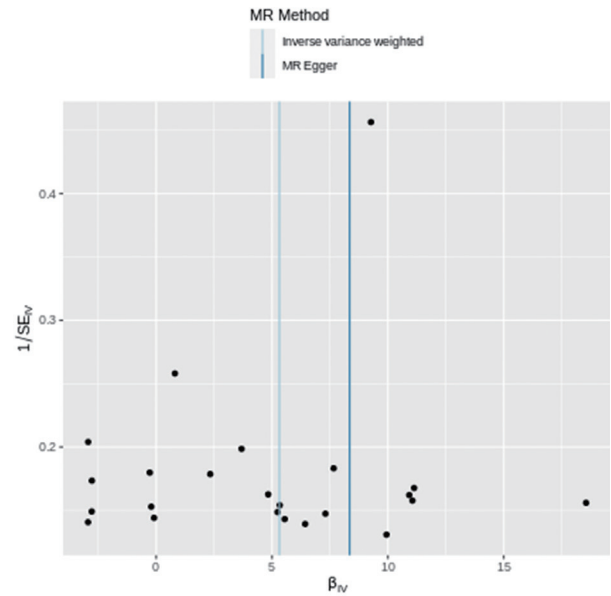
B

Comparison of results using different MR methods



C

Funnel plot of IVW and MR-Egger regression



D

Supplementary Figure 14. The leave-one-out analysis, single nucleotide polymorphism (SNP) analysis, sensitivity analysis and funnel plot for illnesses of father: diabetes mellitus and large-artery atherosclerotic stroke (LAS). (A) Leave-one-out analysis, (B) forest plot, (C) comparison of results using different Mendelian randomization (MR) methods, (D) funnel plot of inverse-variance weighted (IVW) and MR-Egger regression. SE, standard error.